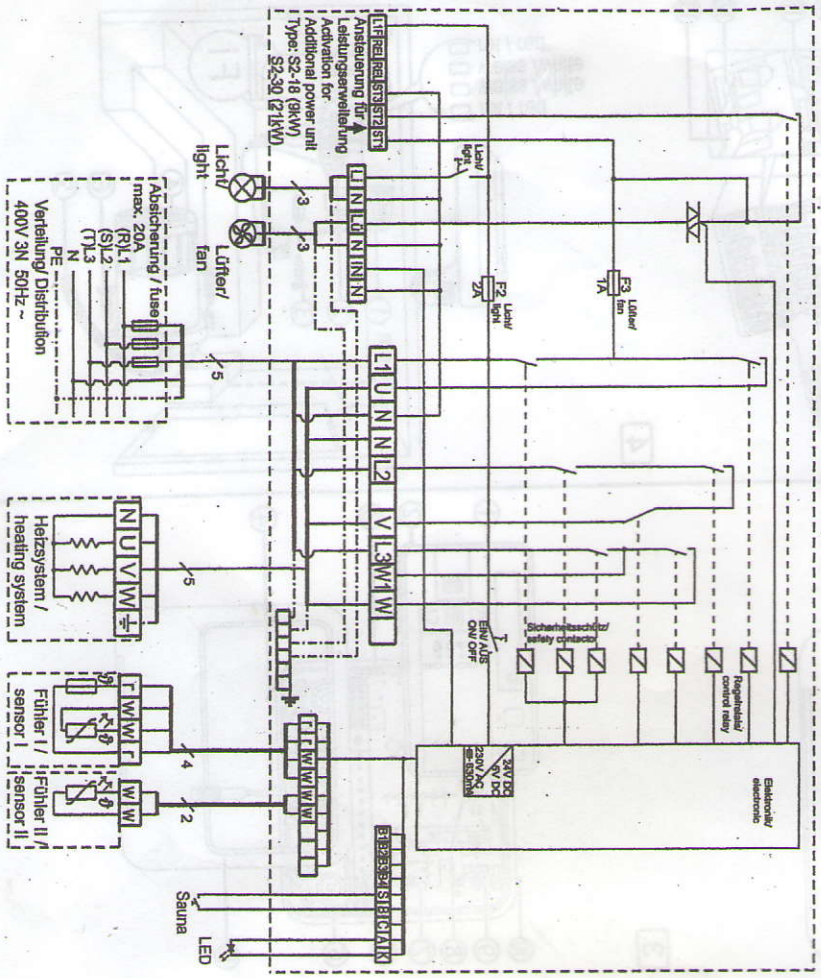
CV3 max. 10,5 kW
Ansteuerung für Leistungserweiterung
Activation for Additional power unit
Type: S2-18 (9kW)
S2-30 (21kW)
L1F REL REL ST3 ST2 ST1
Licht/ light
Lüfter/ fan
Absicherung/ fuse max. 20A
Verteilung/ Distribution 400V 3N 50Hz ~
(R) L1
(S) L2
(T) L3
N
PE
Heizsystem / heating system
Fühler I / sensor I
Fühler II / sensor II
Sauna
LED
F2 2A
F3 1A
EIN/ AUS ON/ OFF
Sicherheitsschütz/ safety contactor
Regelrelais/ control relay
Elektronik/ electronic
24V DC 5V DC
230V AC

5

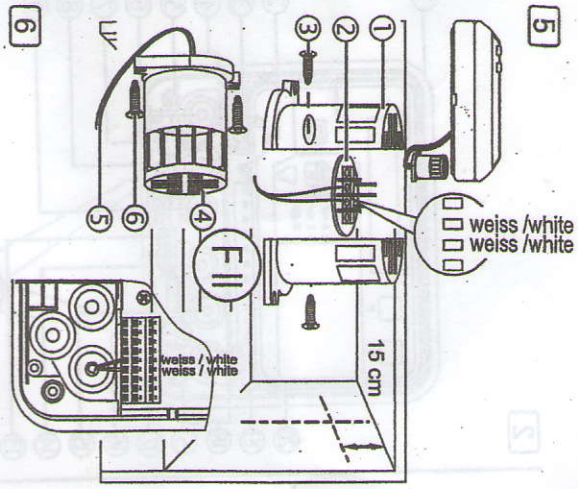
weiss /white
weiss /white
weiss / white
weiss / white
15 cm

6

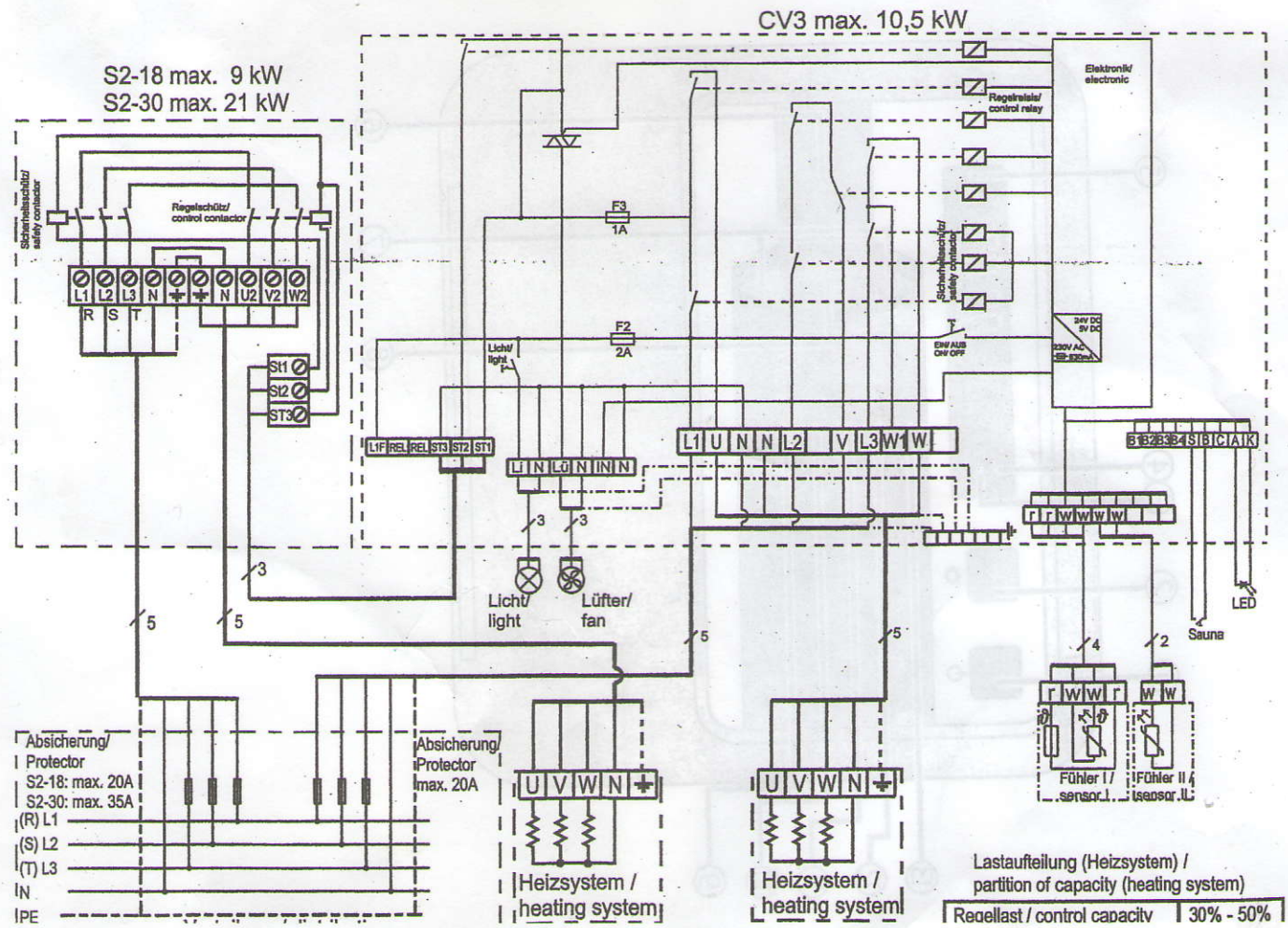
CV3 max. 10,5 kW
S2-18 max. 9 kW
S2-30 max. 21 kW
Regelschütz/ control contactor
Sicherheitsschütz/ safety contactor
L1 L2 L3 N N U2 V2 W2
R S T
St1 St2 ST3
L1F REL REL ST3 ST2 ST1
L1 N LÜ N IN N
L1 U N N L2 V L3 W1 W
B1 B2 B3 B4 S B C A K
F3 1A
F2 2A
EIN/ AUS ON/ OFF
Elektronik/ electronic
Regelrelais/ control relay
24V DC 5V DC
230V AC
Licht/ light
Lüfter/ fan
Sauna
LED
Absicherung/ Protector S2-18: max. 20A S2-30: max. 35A
(R) L1
(S) L2
(T) L3
N
PE
Absicherung/ Protector max. 20A
U V W N
Heizsystem / heating system
Fühler I / sensor I
Fühler II / sensor II
Lastaufteilung (Heizsystem) / partition of capacity (heating system)
Regellast / control capacity
30% - 50%

7